






|    | A   | B                  | C  | D           | E              | F           | G             | H            | M         |
|----|---|--------------------|--|-------------|----------------|-------------|---------------|--------------|-----------|
| 1  | <b>Bigwin Trading 53 (PTY) Ltd</b>  |                    | 28 Flycatcher Crescent Blue Gill                             |             |                |             |               |              |           |
| 2  |  |                    | P.O. Box 609, Blue Gill, 1619                                |             |                |             |               |              |           |
| 3  |   |                    | Telephone : 011 972 3611                                     |             |                |             |               |              |           |
| 4  |   |                    | Cell 0849721101  |             |                |             |               |              |           |
| 5  |   |                    | 01 November 2017   |             |                |             |               |              |           |
| 6  |   |                    |  |             |                |             |               |              |           |
| 7  | <b>LEGENDARY UPS<br/>SUPPLIERS FOR 30<br/>YEARS</b>                               |                    | Vat Number 4600276861  |             |                |             |               |              |           |
| 8  |   |                    | <a href="http://www.bigwinups.co.za">www.bigwinups.co.za</a> |             |                |             |               |              |           |
| 9  | <b>2007/006158/07</b>   |                    | <a href="mailto:Tony@bigwin.co.za">Tony@bigwin.co.za</a>     |             |                |             |               |              |           |
| 10 | <b>Item no</b>  | <b>Description</b> | <b>Rating</b>  | <b>Full</b> | <b>Average</b> | <b>Half</b> | <b>Retail</b> | <b>Price</b> |           |
| 11 |   |                    | <b>VA</b>  | <b>Load</b> | <b>Load</b>    | <b>Load</b> | <b>EX VAT</b> |              |           |
| 12 | <b>BPS LINE INTERACTIVE UPS PC MATE 230/230v</b>                                  |                    |  |             |                |             |               |              |           |
| 14 | PC MATE 600VA   | EA 260             | 1 x 12v 7ah Internal   |             | <b>650VA</b>   | 5mins       | 10mins        |              | R 835     |
| 15 | PC MATE 1200VA  | EA 2120            | 2 x 12v 7ah Internal   |             | <b>1200VA</b>  | 5mins       | 10mins        |              | R 1,473   |
| 16 | PC MATE 200VA   | EA 2200            | 2 x 12v 9ah Internal   |             | <b>2000VA</b>  | 5mins       | 15mins        |              | R 2,038   |
| 17 |   |                    | Software Included  |             |                |             |               |              |           |
| 18 | <b>BPS LINE INTERACTIVE SINE WAVE PC MATE+ 230/230v</b>                           |                    |  |             |                |             |               |              |           |
| 19 | PC MATE + 1000VA  |                    | 2 x 12v 7ah Internal   | int         | <b>1000va</b>  | 5mins       | 10 mins       |              | R 3,291   |
| 21 | PC MATE +2000VA   | EA 620             | 3x 12v 9 ah internal   | int         | <b>2000va</b>  | 4mins       | 8mins         |              | R 4,741   |
| 22 | PC MATE +3000VA   | EA 630             | 4x 12 v 9 ah internal  | int         | <b>3000va</b>  | 4mins       | 8mins         |              | R 6,457   |
| 23 | PC MATE +1000VA   | EA610 Long Run L/R | Unit only  |             | <b>1000VA</b>  |             |               |              | R 3,024   |
| 24 | PC MATE +1000VA   | EA610 Long Run L/R | 2 X 12V 26 a/h   | C2          | <b>1000VA</b>  | 25mins      | 50mins        |              | R 6,671   |
| 25 | PC MATE +2000VA   | EA 620 Long Run    | Unit only  |             | <b>2000VA</b>  |             |               |              | R 4,168   |
| 26 | PC MATE +2000VA   | EA 620 Long Run    | 4x 12v 35 a/h  | C2          | <b>2000VA</b>  | 30mins      | 60mins        |              | R 10,621  |
| 27 | PC MATE +3000VA   | EA 630 Long Run    | Unit only  |             | <b>3000va</b>  |             |               |              | R 5,732   |
| 28 | PC MATE +3000VA   | EA 630 Long Run    | 4 x 12v 35 a/h   | C2          | <b>3000va</b>  | 35mins      | 70mins        |              | R 12,184  |
| 29 |   |                    |  |             |                |             |               |              |           |
| 30 | <b>BPS ON LINE PRO MATE 230/230v</b>  |                    |  |             |                |             |               |              |           |
| 31 | PRO MATE 1000   | EA900PRO           | 2 x 12v 9ah Internal   | int         | <b>1000VA</b>  | 5mins       | 10mins        |              | R 3,901   |
| 34 | PRO MATE 2000   | EA900PRO           | 4 x 12v 9ah Internal   | int         | <b>2000VA</b>  | 5mins       | 10mins        |              | R 6,457   |
| 35 | PRO MATE 3000   | EA900PRO           | 6 x 12v 7ah Internal   | int         | <b>3000VA</b>  | 5mins       | 10mins        |              | R 7,639   |
| 36 |   |                    |  |             |                |             |               |              |           |
| 37 | PRO MATE 1000 L/R   | EA900PRO L/R       | Unit only  |             | <b>1000VA</b>  |             |               |              | R 3,596   |
| 38 | PRO MATE 1000 L/R   | EA900PRO L/R       | 3X12v24ah  | c1          | <b>1000VA</b>  | 45mins      | 90mins        |              | R 8,590   |
| 39 | PRO MATE 2000 L/R   | EA900PRO L/R       | Unit only  |             | <b>2000VA</b>  |             |               |              | R 5,885   |
| 40 | PRO MATE 2000 L/R   | EA900PRO L/R       | 6 x 12v 17ah Internal  | c2          | <b>2000VA</b>  | 30mins      | 60mins        |              | R 11,932  |
| 41 | PRO MATE 3000 L/R   | EA900PRO L/R       | Unit only  |             | <b>3000VA</b>  |             |               |              | R 6,495   |
| 42 | PRO MATE 3000 L/R   | EA900PRO L/R       | 8X12v17ah Internal   | c2          | <b>3000VA</b>  | 23mins      | 45mins        |              | R 14,367  |
| 43 | PRO MATE 6000   | EA900PRO           | 16 x 12v 7ah Internal  | int         | <b>6000va</b>  | 8mins       | 16mins        |              | R 17,549  |
| 44 | PRO MATE 6000 L/R   | EA900PRO L/R       | Unit only  |             | <b>6000va</b>  |             |               |              | R 12,780  |
| 45 | PRO MATE 6000 L/R   | EA900PRO L/R       | 16X12v17ah Internal  | c4          | <b>6000va</b>  | 25mins      | 50mins        |              | R 28,525  |
| 46 | PRO MATE 10000  | EA900PRO           | 16X12v9ah Internal   | int         | <b>10000va</b> | 4mins       | 8mins         |              | R 22,127  |
| 47 | PRO MATE 10000 L/R  | EA900PRO           | Unit only  |             | <b>10000va</b> |             |               |              | R 16,405  |
| 48 | PRO MATE 10000 L/R  | EA900PRO           | 16x12v40a/h  | c8          | <b>10000va</b> | 20mins      | 40mins        |              | R 41,641  |
| 49 |   |                    |  |             |                |             |               |              |           |
| 50 | <b>BPS ON LINE PRO MATE 400/230V</b>  |                    |  |             |                |             |               |              |           |
| 51 | PRO MATE 10000 L/R  | EA900PRO           | Unit only  |             |                |             |               |              | R 21,555  |
| 52 | PRO MATE 10000 L/R  | EA900PRO           | 20x12v40a/h  | c8          | <b>10000va</b> | 20mins      | 40mins        |              | R 51,527  |
| 53 | PRO MATE 20000 L/R  | EA900PRO           | Unit only  |             | <b>20000va</b> |             |               |              | R 35,480  |
| 54 | PRO MATE 20000 L/R  | EA900PRO           | 16x12v65a/h  | c20         | <b>20000va</b> | 18mins      | 36mins        |              | R 77,522  |
| 55 |   |                    |  |             |                |             |               |              |           |
| 56 |   |                    |  |             |                |             |               |              |           |
| 57 | <b>BPS ON LINE SUPA -PRO MATE 230/230V LOW FREQUENCY TRANSFORMER BASE</b>         |                    |  |             |                |             |               |              |           |
| 59 | SUPA PRO 6000   | EA 800PRO          | Unit only  |             | <b>6000va</b>  |             |               |              | R 20,983  |
| 60 | SUPA PRO 6000   | EA 800PRO          | 16x12v9ah  | c2          | <b>6000va</b>  | 10mins      | 20mins        |              | R 29,395  |
| 61 | SUPA PRO 6000-1   | EA 800PRO          | 16X12v17ah   | c4          | <b>6000va</b>  | 25mins      | 50mins        |              | R 36,727  |
| 62 | SUPA PRO 6000-2   | EA 800PRO          | 16x12v40a/h  | c8          | <b>6000va</b>  | 40mins      | 80mins        |              | R 46,219  |
| 63 | SUPA PRO 6000-3   | EA 800PRO          | 16x12v65a/h  | c20         | <b>6000va</b>  | 80mins      | 160mins       |              | R 63,025  |
| 64 |   |                    |  |             |                |             |               |              |           |
| 65 |   |                    |  |             |                |             |               |              |           |
| 66 | <b>BPS ON LINE SUPA -PRO MATE 400/230V LOW FREQUENCY TRANSFORMER BASE</b>         |                    |  |             |                |             |               |              |           |
| 72 | SUPA PRO 10000  | EA800              | Unit only  |             | <b>10000va</b> |             |               |              | R 33,954  |
| 73 | SUPA PRO 10000-1  | EA800              | 16x12v40a/h  | c8          | <b>10000va</b> | 20mins      | 40mins        |              | R 59,190  |
| 74 | SUPA PRO 10000-2  | EA800              | 16x12v65a/h  | c20         | <b>10000va</b> | 45mins      | 90mins        |              | R 75,996  |
| 75 | SUPA PRO 20000  | EA800              | Unit only  |             | <b>20000va</b> |             |               |              | R 66,763  |
| 76 | SUPA PRO 20000-1  | EA800              | 16x12v65a/h  | c20         | <b>20000va</b> | 18mins      | 36mins        |              | R 108,805 |
| 77 | SUPA PRO 20000-2  | EA800              | 16x12v100a/h   | c20         | <b>20000va</b> | 30mins      | 60mins        |              | R 118,605 |
| 78 | SUPA PRO 30000  | EA800              | Unit only  |             | <b>30000va</b> |             |               |              | R 78,208  |
| 79 | SUPA PRO 30000-1  | EA800              | 16x12v100a/h   | c20         | <b>30000va</b> | 12mins      | 25mins        |              | R 130,050 |
| 80 | SUPA PRO 30000-2  | EA800              | 32x12v100a/h   | c32         | <b>30000va</b> | 40mins      | 80mins        |              | R 181,130 |
| 81 |   |                    |  |             |                |             |               |              |           |

|     | A   | B                                | C                     | D     | E       | F       | G       | H | M            |
|-----|---|----------------------------------|-----------------------|-------|---------|---------|---------|---|--------------|
| 10  | Item no   | Description                      | Rating                | Full  | Average | Half    |         |   | Retail Price |
| 11  |   |                                  | VA                    | Load  | Load    | Load    |         |   | EX VAT       |
| 12  |   |                                  |                       |       |         |         |         |   |              |
| 82  |  |                                  |                       |       |         |         |         |   |              |
| 83  |   | 28 Flycatcher Crescent Blue Gill |                       |       |         |         |         |   |              |
| 84  |   | P.O. Box 609, Blue Gill, 1619    |                       |       |         |         |         |   |              |
| 85  |   | Telephone : 011 972 3611         |                       |       |         |         |         |   |              |
| 86  |   | Cell 0849721101                  |                       |       |         |         |         |   |              |
| 87  |   |                                  |                       |       |         |         |         |   |              |
| 88  |   |                                  |                       |       |         |         |         |   |              |
| 89  |   |                                  |                       |       |         |         |         |   |              |
| 90  |   |                                  |                       |       |         |         |         |   |              |
| 91  |   |                                  | Vat Number 4600276861 |       |         |         |         |   |              |
| 92  |   |                                  | Tony@bigwin.co.za     |       |         |         |         |   |              |
| 93  | Item no   | Description                      | Rating                | Full  | Average | Half    |         |   | Retail Price |
| 94  |   |                                  | VA                    | Load  | Load    | Load    |         |   | EX VAT       |
| 95  |   |                                  |                       |       |         |         |         |   |              |
| 96  |   |                                  |                       |       |         |         |         |   |              |
| 97  |   |                                  |                       |       |         |         |         |   |              |
| 98  | <b>BPS ON LINE SUPA -PRO MATE 400/400V LOW FREQUENCY TRANSFORMER BASE</b>         |                                  |                       |       |         |         |         |   |              |
| 99  | SUPAPRO3 20000  | EA890                            | Unit only             |       |         |         |         |   | R 91,560     |
| 100 | SUPAPRO3 20000-1  | EA890                            | 30X12v17a/h           | c6    | 20000va | 10mins  | 20mins  |   | R 120,461    |
| 101 | SUPAPRO3 20000-2  |                                  | 30x12v40a/h           | c20   | 20000va | 20mins  | 40mins  |   | R 138,903    |
| 102 | SUPAPRO3 30000  |                                  | Unit only             |       | 30000va |         |         |   | R 101,098    |
| 103 | SUPAPRO3 30000-1  |                                  | 30x12v40a/h           | c20   | 30000va | 10mins  | 20mins  |   | R 148,440    |
| 104 | SUPAPRO3 30000-2  |                                  | 30x12v65a/h           | c32   | 30000va | 25mins  | 50mins  |   | R 179,570    |
| 105 | SUPAPRO3 40000  |                                  | Unit only             |       | 40000va |         |         |   | R 116,358    |
| 106 | SUPAPRO3 40000-1  |                                  | 30x12v45a/h           | c20   | 40000va | 12mins  | 24mins  |   | R 172,475    |
| 107 | SUPAPRO3 40000-2  |                                  | 30x12v100a/h          | c32   | 40000va | 25mins  | 50mins  |   | R 213,205    |
| 108 | SUPAPRO3 60000  |                                  | Unit only             |       | 60000va |         |         |   | R 150,693    |
| 109 | SUPAPRO3 60000-1  |                                  | 30x12v65a/h           | c32   | 60000va | 8mins   | 16mins  |   | R 229,165    |
| 110 | SUPAPRO3 60000-2  |                                  | 30x12v100a/h          | c32   | 60000va | 12mins  | 24mins  |   | R 247,540    |
| 111 |   |                                  |                       |       |         |         |         |   |              |
| 112 | SNMP ADAPTOR  |                                  | INTERNAL UNIT         |       |         |         |         |   | R 1,908      |
| 113 | SNMP ADAPTOR  |                                  | EXTERNAL UNIT         |       |         |         |         |   | R 2,480      |
| 114 |   |                                  |                       |       |         |         |         |   |              |
| 115 | <b>BPS DEFENDER 400/400V</b>  |                                  |                       |       |         |         |         |   |              |
| 116 | DEF 2033  | DSP 3320                         | Unit only             |       | 20kva   |         |         |   | R 62,948     |
| 117 | DEF 2033 MOD1   |                                  | 62 x 12v 9ah          | c8    | 20kva   | 10mins  | 20mins  |   | R 95,044     |
| 118 | DEF 2033 MOD 2  |                                  | 62 x 12v 12ah         | c12   | 20kva   | 18mins  | 36mins  |   | R 107,862    |
| 119 | DEF 2033 MOD 3  |                                  | 62 x 12v 45ah         | 2xc20 | 20kva   | 65mins  | 130mins |   | R 160,573    |
| 120 | DEF 3033  | DSP 3320                         | Unit only             |       | 30kva   |         |         |   | R 75,537     |
| 121 | DEF 3033 MOD 1  |                                  | 62 x 12v 12ah         | c12   | 30kva   | 10mins  | 20mins  |   | R 120,451    |
| 122 | DEF 3033 MOD 2  |                                  | 62 x 12v 26ah         | C32   | 30kva   | 25mins  | 50mins  |   | R 176,585    |
| 124 | DEF 3033 MOD 3  |                                  | 62 x 12v 45ah         | 2xc20 | 30kva   | 45mins  | 90mins  |   | R 173,163    |
| 125 | DEF 4033  | DSP3340                          | Unit only             |       | 40kva   |         |         |   | R 82,023     |
| 126 | DEF 4033 MOD 1  |                                  | 62 x 12v 12ah         | c12   | 40kva   | 6mins   | 12mins  |   | R 126,937    |
| 127 | DEF 4033 MOD 2  |                                  | 62 x 12v 18ah         | C12   | 40kva   | 10mins  | 20mins  |   | R 140,887    |
| 128 | DEF 4033 MOD 3  |                                  | 62 x 12v 45ah         | 2xc20 | 40kva   | 30 mins | 60mins  |   | R 179,648    |
| 129 | DEF 6033  | DSP 3360                         | Unit only             |       | 60 kva  |         |         |   | R 125,895    |
| 130 | DEF 6033 MOD 1  |                                  | 62 x 12v 26ah         | C32   | 60 kva  | 7mins   | 15mins  |   | R 226,943    |
| 131 | DEF 6033 MOD 2  |                                  | 62 x 12v 45ah         | 2XC20 | 60 kva  | 15 mins | 30mins  |   | R 223,521    |
| 132 | DEF 6033 MOD 3  |                                  | 62 x 12v 65ah         | 2XC32 | 60 kva  | 22mins  | 45mins  |   | R 287,690    |
| 133 | DEF 8033  | DSP3380                          | Unit only             |       | 80kva   |         |         |   | R 139,248    |
| 134 | DEF 8033 MOD 1  |                                  | 62 x 12v 45ah         | 2xc20 | 80kVA   | 8 mins  | 15mins  |   | R 236,873    |
| 135 | DEF 8033 MOD 2  |                                  | 62 x 12v 65ah         | 2XC32 | 80kVA   | 18mins  | 36mins  |   | R 301,043    |
| 136 | DEF 8033 MOD 3  |                                  | 62 x 12v 100ah        | 2XC32 | 80kVA   | 25mins  | 50mins  |   | R 339,018    |
| 137 |   |                                  |                       |       |         |         |         |   |              |
| 138 |   |                                  |                       |       |         |         |         |   |              |
| 139 |   |                                  |                       |       |         |         |         |   |              |
| 140 | <b>BPS DFENDER T SERIES 400/400V ISOLATION TRANSFORMER ON OUTPUT</b>              |                                  |                       |       |         |         |         |   |              |
| 147 | DEF -T 3320   | DSP-T-3320                       | Unit only             |       | 20kva   |         |         |   | R 86,219     |
| 149 | DEF -T 3320 MOD 1   |                                  | 62 x 12v 9ah          | c8    | 20kva   | 10mins  | 20mins  |   | R 118,316    |
| 150 | DEF -T 3320 MOD 2   |                                  | 62 x 12v 12ah         | c12   | 20kva   | 18mins  | 36mins  |   | R 131,133    |
| 151 | DEF -T 3320 MOD 3   |                                  | 62 x 12v 45ah         | 2xc20 | 20kva   | 65mins  | 130mins |   | R 183,845    |
| 152 | DEF -T 3330   | DSP-T-3330                       | Unit only             |       | 30kva   |         |         |   | R 100,602    |
| 153 | DEF -T 3330 MOD 1   |                                  | 62 x 12v 12ah         | c12   | 30kva   | 10mins  | 20mins  |   | R 145,516    |
| 154 | DEF -T 3330 MOD 2   |                                  | 62 x 12v 26ah         | C32   | 30kva   | 25mins  | 50mins  |   | R 201,649    |
| 155 | DEF -T 3330 MOD 3   |                                  | 62 x 12v 45ah         | 2xc20 | 30kva   | 45mins  | 90mins  |   | R 198,227    |
| 156 | DEF -T 4033   | DSP - T 3340                     | Unit only             |       | 40kva   |         |         |   | R 117,884    |
| 157 | DEF -T 4033 MOD 1   |                                  | 62 x 12v 12ah         | c12   | 40kva   | 6mins   | 12mins  |   | R 162,798    |
| 158 | DEF -T 4033 MOD 2   |                                  | 62 x 12v 18ah         | C12   | 40kva   | 10mins  | 20mins  |   | R 176,748    |
| 159 | DEF -T 4033 MOD 3   |                                  | 62 x 12v 45ah         | 2xc20 | 40kva   | 30 mins | 60mins  |   | R 215,509    |
| 160 |   |                                  |                       |       |         |         |         |   |              |
| 161 | <b>BPS ON LINE PRO MATE 230/230v RACK MOUNT</b>                                   |                                  |                       |       |         |         |         |   |              |
| 162 | PRO MATE 3000 R/M   | EA900PRO L/R                     | 6X12 v9ah internal    | int   | 3000VA  | 12mins  | 24mins  |   | R 9,156      |
| 163 | PRO MATE 3000 R/L   | EA900PRO L/R                     | Unit only             |       | 3000VA  |         |         |   | R 8,393      |
| 164 | PRO MATE 3000 L/R   | EA900PRO L/R                     | 6X12v17ah Internal    | c2    | 3000VA  | 23mins  | 45mins  |   | R 14,440     |
| 165 |   |                                  |                       |       |         |         |         |   |              |
| 166 | HOME MATE INV   | 3500WATT 24V DC L/R              | UNIT ONLY             |       | 5000VA  |         |         |   | R 10,873     |
| 167 | <b>BATTERY CABINETS ONLY</b>  |                                  |                       |       |         |         |         |   |              |
| 168 | BATT CAB C1   |                                  | CABINET ONLY          |       |         |         |         |   | R 509        |
| 169 | BATT CAB C2   |                                  | CABINET ONLY          |       |         |         |         |   | R 763        |
| 170 | BATT CAB C4   |                                  | CABINET ONLY          |       |         |         |         |   | R 1,526      |
| 171 | BATT CAB C6   |                                  | CABINET ONLY          |       |         |         |         |   | R 2,035      |
| 172 | BATT CAB C8   |                                  | CABINET ONLY          |       |         |         |         |   | R 2,289      |
| 173 | BATT CAB C12  |                                  | CABINET ONLY          |       |         |         |         |   | R 3,052      |
| 174 | BATT CAB C20  |                                  | CABINET ONLY          |       |         |         |         |   | R 4,324      |
| 175 | BATT CAB C32  |                                  | CABINET ONLY          |       |         |         |         |   | R 7,630      |

|     | A   | B   | C  | D | E      | F    | G              | H    | M         |
|-----|---|---|--|---|--------|------|----------------|------|-----------|
| 10  | Item no                                     | Description   |  |   | Rating | Full | Average        | Half | Retail    |
| 11  |   |   |  |   | VA     | Load | Load           | Load | Price     |
| 12  |   |   |  |   |        |      |                |      | EX VAT    |
| 176 |   |   |  |   |        |      |                |      |           |
| 177 |   |  |  |   |        |      | SOLAR PRODUCTS |      |           |
| 178 |   |   |  |   |        |      |                |      |           |
| 179 |   |  | 28 Flycatcher Crescent Blue Gill                             |   |        |      |                |      |           |
| 180 |   |   | P.O. Box 609, Blue Gill , 1619                               |   |        |      |                |      |           |
| 182 |   |   | Cell 0849721101  |   |        |      |                |      |           |
| 183 |   |   |  |   |        |      |                |      |           |
| 184 |   |  |  |   |        |      |                |      |           |
| 185 |   |   | Vat Number 4600276861  |   |        |      |                |      |           |
| 186 |   |   | <a href="http://www.bigwinups.co.za">www.bigwinups.co.za</a> |   |        |      |                |      |           |
| 187 |   | 2007/006158/07  | <a href="mailto:Tony@bigwin.co.za">Tony@bigwin.co.za</a>     |   |        |      |                |      |           |
| 188 | Item no                                     | Description   |  |   | Rating |      |                |      | Retail    |
| 189 |   |   |  |   | KW     |      |                |      | Price     |
| 190 |   |   |  |   |        |      |                |      | EX VAT    |
| 191 | <b>SINGLE PHASE OFF GRID</b>                |   |  |   |        |      |                |      |           |
| 192 | GF500 -12VINPUT                             | 500W MPPT ISO TRNSF 10-40AMP ADJ CHARGER  |  |   | 0.5    |      |                |      | R 4,120   |
| 193 | GF1000 -24VINPUT                            | 1000W MPPT ISO TRNSF 10-40AMP ADJ CHARGER   |  |   | 1      |      |                |      | R 4,883   |
| 194 | GF2000 -48VINPUT                            | 2000W MPPT ISO TRNSF 10-60AMP ADJ CHARGER   |  |   | 2      |      |                |      | R 7,935   |
| 195 | GF3000 -48VINPUT                            | 3000W MPPT ISO TRNSF 10-60AMP ADJ CHARGER   |  |   | 3      |      |                |      | R 10,987  |
| 196 | GF3000 -96VINPUT                            | 3000W MPPT ISO TRNSF 10-60AMP ADJ CHARGER   |  |   | 3      |      |                |      | R 16,176  |
| 197 | GF5000-192VINPUT                            | 5000W MPPT ISO TRNSF 10-60AMP ADJ CHARGER   |  |   | 5      |      |                |      | R 19,838  |
| 198 | GF6000-192VINPUT                            | 6000W MPPT ISO TRNSF 10-60AMP ADJ CHARGER   |  |   | 6      |      |                |      | R 21,364  |
| 199 | GF8000-192VINPUT                            | 8000W MPPT ISO TRNSF 10-60AMP ADJ CHARGER   |  |   | 8      |      |                |      | R 25,942  |
| 200 |   |   |  |   |        |      |                |      |           |
| 201 | <b>HYBRID (BI-DIRECTIONAL) SOLAR SYSTEM</b> |   |  |   |        |      |                |      |           |
| 202 | EA3KKHO                                     | 3000W MPPT 10-60 AMP ADJ CHARGER  |  |   | 3      |      |                |      | R 15,870  |
| 203 |   |   |  |   |        |      |                |      |           |
| 204 | <b>THREE PHASE OFF GRID INVERTER</b>        |   |  |   |        |      |                |      |           |
| 205 | GF 10KT                                     | 9000W MPPT ISOLATION TRNSF 10-60A ADJ CHARGER                                     |  |   | 9      |      |                |      | R 85,456  |
| 206 | GF 20KT                                     | 18000W MPPT ISOLATION TRNSF 10-60A ADJ CHARGER                                    |  |   | 18     |      |                |      | R 91,560  |
| 207 | GF 30KT                                     | 27000W MPPT ISOLATION TRNSF 10-60A ADJ CHARGER                                    |  |   | 27     |      |                |      | R 137,340 |
| 208 | GF 40KT                                     | 36000W MPPT ISOLATION TRNSF 10-60A ADJ CHARGER                                    |  |   | 36     |      |                |      | R 158,704 |
| 209 | GF 60KT                                     | 54000W MPPT ISOLATION TRNSF 10-60A ADJ CHARGER                                    |  |   | 54     |      |                |      | R 183,120 |
| 210 | GF 80KT                                     | 72000W MPPT ISOLATION TRNSF 10-60A ADJ CHARGER                                    |  |   | 72     |      |                |      | R 320,460 |
| 211 | GF 100KT                                    | 90000W MPPT ISOLATION TRNSF 10-60A ADJ CHARGER                                    |  |   | 90     |      |                |      | R 335,720 |
| 212 | GF 120KT                                    | 108000W MPPT ISOLATION TRNSF 10-60A ADJ CHARGER                                   |  |   | 108    |      |                |      | R 396,760 |
| 260 | <b>SINGLE PHASE GRID TIED INVERTER</b>      |   |  |   |        |      |                |      |           |
| 261 | EA3KLPV                                     | 3KW HF TRANSF LESS DOUBLE MPPT 50/60 HZ   |  |   | 3      |      |                |      | R 9,156   |
| 262 | EA5KLPV                                     | 5KW HF TRANSF LESS DOUBLE MPPT 50/60 HZ   |  |   | 5      |      |                |      | R 12,208  |
| 263 | <b>THREE PHASE GRID TIED SOLAR INVERTER</b> |   |  |   |        |      |                |      |           |
| 264 | EA33KTLPV                                   | 30KW TRANSFLESS TRIPLE MPPT 50/60 HZ  |  |   | 30     |      |                |      | R 54,936  |
| 265 | EA40KTLPV                                   | 30KW TRANSFLESS TRIPLE MPPT 50/60 HZ  |  |   | 35     |      |                |      | R 57,988  |
| 266 |   |   |  |   |        |      |                |      |           |
| 289 |   |   |  |   |        |      |                |      |           |
| 293 | <b>SOLAR SYSTEMS ACCESSORIES</b>            |   |  |   |        |      |                |      |           |
| 294 | EAPVCB-6                                    | 6 WAY COMBINER BOX 400VDC 63A   |  |   |        |      |                |      | R 3,052   |
| 295 | EAPVCB-12                                   | 12 WAY COMBINER BOX 400VDC 63A  |  |   |        |      |                |      | R 4,120   |
| 296 | EAPVCB-18                                   | 18 WAY COMBINER BOX 400VDC 63A  |  |   |        |      |                |      | R 4,731   |
| 298 |   |   |  |   |        |      |                |      |           |
| 300 | <b>WI -FI KIT FOR REMOTE MONITORING</b>     |   |  |   |        |      |                |      |           |
| 302 | WIFI KIT                                    | MONITORING KIT  |  |   |        |      |                |      | R 1,984   |
| 303 |   |   |  |   |        |      |                |      |           |
| 304 |   |   |  |   |        |      |                |      |           |
| 306 |   |   |  |   |        |      |                |      |           |
| 308 |   |   |  |   |        |      |                |      |           |
| 310 |   |   |  |   |        |      |                |      |           |
| 311 |   |   |  |   |        |      |                |      |           |
| 312 |   |   |  |   |        |      |                |      |           |
| 314 |   |   |  |   |        |      |                |      |           |
| 316 |   |   |  |   |        |      |                |      |           |
| 317 |   |   |  |   |        |      |                |      |           |
| 318 |   |   |  |   |        |      |                |      |           |
| 319 |   |   |  |   |        |      |                |      |           |
| 321 |   |   |  |   |        |      |                |      |           |
| 323 |   |   |  |   |        |      |                |      |           |
| 324 |   |   |  |   |        |      |                |      |           |
| 325 |   |   |  |   |        |      |                |      |           |
| 326 |   |   |  |   |        |      |                |      |           |
| 327 |   |   |  |   |        |      |                |      |           |
| 328 |   |   |  |   |        |      |                |      |           |
| 329 |   |   |  |   |        |      |                |      |           |
| 330 |   |   |  |   |        |      |                |      |           |
| 331 |   |   |  |   |        |      |                |      |           |
| 332 |   |   |  |   |        |      |                |      |           |
| 333 |   |   |  |   |        |      |                |      |           |
| 334 |   |   |  |   |        |      |                |      |           |
| 335 |   |   |  |   |        |      |                |      |           |
| 336 |   |   |  |   |        |      |                |      |           |
| 337 |   |   |  |   |        |      |                |      |           |
| 338 |   |   |  |   |        |      |                |      |           |
| 339 |   |   |  |   |        |      |                |      |           |
| 340 |   |   |  |   |        |      |                |      |           |
| 341 |   |   |  |   |        |      |                |      |           |
| 342 |   |   |  |   |        |      |                |      |           |
| 343 |   |   |  |   |        |      |                |      |           |
| 344 |   |   |  |   |        |      |                |      |           |